






650P

AGG. 10/20

3~ 50 Hz. 400V	
PERKINS	
EU STAGE 0	
69 dB(A) @ 7 mt	
400 lt	

PRIME POWER		STAND-BY POWER	
kVA	kW	kVA	kW
650	520	715	572

ENVIRONMENTAL CONDITIONS	
Temperature	40° C
Height	1000 mslm
Humidity	60%

OPEN VERSION B750


WEIGHT	DIMENSIONS		
kg	L [mm]	W [mm]	H [mm]
5060	3450	1550	2300

SOUNDPROOF VERSION C750


The image is only for demonstration purposes

WEIGHT	DIMENSIONS		
kg	L [mm]	W [mm]	H [mm]
6400	5050	2150	2550


TECHNICAL DETAILS

ELECTRICAL DATA	Electrical system type	3F+N	~
	Power factor	0,8	φ
	Voltage	400	V
	Frequency	50	Hz
	PRP Ampere rating	938	A
ENGINE	Engine	PERKINS 2806A-E18TAG2	
	Engine emissions standard (REG. UE 2016/1628)	EU STAGE 0	
	RPM governor	Electronic	
	Performance class (ISO8528-5)	G3	
	Rpm	1500	rpm
	Nr. of cylinders	6	
	Bore x stroke	145 x 183	mm
	Displacement	18100	cc
	Induction system	Turbocharged	
	Cooling system	Water	
	Engine net prime power	757 (565)	Hp (kW)
Exhaust gas aftertreatment	/		
CONSUMPTION	Fuel type	Diesel	
	Consumption @ 50-75-100% carico – load - charge	66 – 97 – 132	lt/h
	Standard tank capacity	400	lt
	Autonomy @ 75% carico – load - charge	4,1	h
ALTERNATOR	Alternator	STAMFORD – MECC ALTE – MARELLI MOTORI	
	Type	Self excited, brushless	
	Number of poles	4	
	Insulation class	H	
	Temperature rise class	H	
	Voltage regulation	AVR	
	Voltage precision	± 1	%
GENERAL	Sound level (soundproof version)	69	dB(A) 7mt
	Exhaust pipe diameter	220	mm
	Electrical system voltage	24	V

ELECTRIC PANEL

MANUAL

AUTOMATIC MAINS FAILURE



Electronic control unit with multimeter	COMAP AMF25	COMAP AMF25
Electrical panel enclosure protection degree	IP44	
ON-OFF electric panel switch	Key type	Without key
Emergency pushbutton	STANDARD	
Battery charge maintainer	/	24V 10A
Power supply	Full power terminal	Full power terminal
Circuit breaker	Magnetothermal type 4P ABB Tmax-T 1000A	Magnetothermal type 4P ABB Tmax-T 1000A
Main protection alarms	Min-max V and Hz. LOP. HWT. Battery charger alternator failure. Low fuel level	

STANDARD ELECTRONIC CONTROL UNIT

COMAP AMF25



Functions: automatic or manual start, remote start, periodic test

Multimeter V (L1, L2, L3, N), A (L1, L2, L3), Hz, kVA, battery V, hour counter

Backlit LCD display. USB port

Communication accessories available: Ethernet, GSM-GPRS, 4G, GPS

MODBUS and SNMP communication protocols support

Advanced PLC configurability

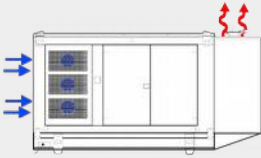
OPTIONAL ELECTRONIC CONTROL UNIT



DEEP SEA DSE7320 MKII

SOUNDPROOF AND WEATHERPROOF CANOPY



<i>Self-supporting frame material</i>	<i>Carbon steel sheet, electro-welded, minimum thickness 4 mm</i>
<i>Soundproof canopy material</i>	<i>Carbon steel sheet, electro-welded, thickness between 2 and 9 mm</i>
<i>Painting</i>	<i>Epoxy powder RAL5015 textured, outdoor-proof</i>
<i>In-built fuel tank</i>	400 lt + Drip tray
<i>Soundproofing coating material</i>	<i>Polyester fiber. Fire resistance EN13501-1 class B</i>
<i>Muffler</i>	<i>In-built the canopy. Residential type with sound reduction 35 dB(A)</i>
<i>Access openings</i>	<i>n.4 doors with padlockable key lock</i>
<i>Electric panel</i>	<i>Lateral side position. Dedicated door with key lock</i>
<i>Fresh air intake and hot air expulsion</i>	
<i>Lifting system</i>	<i>n.4 lifting hooks</i>
<i>Support feet</i>	<i>n.4 support feet with holes for machine ground fastening</i>

MAIN OPTIONS



1000A automatic transfer switch (ATS)



1050 lt bigger fuel tank with drip tray



2000W engine preheating system with integrated circulating pump



Automatic fuel transfer kit with manual by-pass system



Residual current protection relay adjustable in sensitivity and intervention time

OTHER OPTIONS

Power distribution socket set

Synchronizing electric panel

Battery switch

*Remote control systems **ETHERNET, 2G - 3G - 4G, GPS***

Further alternator brand

Quick couplings for connecting an external tank with three way valve

Outdoor, underground and transportable tanks

Slow or fast towing trailer

Front hot air expulsion canopy

Further colors

Greenpower AB

Helsingborgsvägen Varalöv,

262 96 Ängelholm, Sweden

Phone: +46 43122240

Email: info@greenpower.se

Web: www.greenpower.se