



Helsingborgsvägen Varalöv, 262 96 Ängelholm  
Telefon: 0431 - 222 90  
Telefax: 0431 - 222 70  
info@bevattningsteknik.se

Bevattningsteknik ingått samarbete med VALLEY, kan idag presentera

## Center Pivots



RELIABLE

DURABLE

PRECISE

ADVANCED

RESPONSIVE



# Center Pivots – Reliable, durable, and field tested



When it comes to irrigation equipment, Valley is the brand chosen most often. Durable welded couplers, Valley manufactured gearboxes, forged head trussing, and patented PolySpan<sup>®</sup> pipe are only a few of the reasons why Valley is superior to all other brands, and independent lab testing proves it. When you choose Valley, you choose the best. Valley... The Leader in Precision Irrigation.

## Most Reliable Drive Train

- Valley wheel gearboxes are the only brand of pivot gearboxes made in the USA
- Exclusive Valley Warranty – Ask Bevattningssteknik for details.



## Most Durable Structure

- Hot-dip galvanized for corrosion protection
- 4-leg drive unit with braces
- Ball and socket span hitch
- Heavy 8-bolt pipe flanges
- Welded sprinkler coupler
- Full wrap-around weldments
- Forged truss rod heads


## Valley Field Tested Spans

- The design of the truss rods and angles create a smooth crown that maintains even loading in the span
- Tight contact of truss rod head in socket for even loading
- Polyurethane flange gaskets for longer, leak-free life
- Truss angle placement and lengths create even loading on uneven terrain
- Short extender pipes are never used to achieve span lengths



Collector Ring

- Transfers incoming electricity to the pivot
- Utilizes a watertight seal
- Stainless steel electrical conduit ensures years of trouble-free service
- Internal resolver provides position information for Select2 and Pro2 panels



Span Cable

- 8, 10, and 12 gauge wire for power
- 14 gauge wire for control
- Shielded span cable is standard
- Standard color-coded wire for easy service and maintenance
- 11 conductor is standard
- 12 conductor is optional



Tower Box

- Galvanized steel base construction with stainless steel shaft and nylon bearing assembly helps ensure long life
- Dependable, field-proven cam and micro switch assembly
- Exclusive million cycle control micro switches



# 8000 series – The best pivot in the industry



From pivot point to last span, a Valley structure is engineered, constructed, and field-tested to handle the operating stresses your machine may experience. Valley structures stand up to the toughest loads produced by rough terrain, deep furrows, and long-span machines. No wonder Valley pivots command the highest resale value in the industry.

Exclusive options on the 8000 series include:

- Precision Corner
- Floatation Options
- High & Ultra-High Profiles

See application guide inside the back cover for more details.

## 8000 series Specifications

- 6 5/8", 8", 8 5/8", or 10" pivot point
- 6", 6 5/8", 8 5/8", and 10" pipe diameters
- 2, 5, or 7.5 HP booster pump
- The 8000 series can accommodate a field with up to 24 spans covering 2800 ft.



*Ultra High Profile*

# 7000 series – Cost-effective irrigation solution



Engineered and developed as a cost-effective irrigation solution for growers looking for choices, the Valley 7000 series is second only to the industry leading Valley 8000 series for reliability, durability, and overall performance.

#### 7000 series Specifications

- 6 5/8" or 8" pivot points only
- 6 5/8" and 6" pipe diameter only
- 2 or 5 HP booster pump
- Machine lengths up to 1500 ft



#### VS-7000 Drive Train

The VS-7000 gearbox is a high quality, durable gearbox offered at a lower price point. Many of the features that make Valley gearboxes the industries leader were included in the VS-7000 such as the ductile worm for longer gear life and the extended output shaft for improved seal life.

The VS-7000 center drive is similar to the original Valley center drive except for the painted steel housing.



#### Classic Control Panel

The 7000 and 5000 series exclusive control panel provides manual operation of all pivot functions including auto-reverse and auto-stop at the lowest initial investment. Other Valley control panel choices are available as upgrades. Tracker2, a remote monitoring product, can be used with it.



# 5000 series – Perfect for production ag fields up to 60 acres



Announcing an addition to the field-tested Valley, product line that offers Valley customers more choices. The 5000 series has been developed to provide a cost effective irrigation solution for smaller fields up to 60 acres. This durable machine was created specifically for production agriculture and comes with the reliability and aftermarket support that only Valley Dealers can provide.

### 5000 series specifications:

- 5" diameter pipeline
- Single phase power option
- 820' maximum machine length
- 108" outlet spacing
- 112.5' to 202.5' span lengths
- 1HP booster pump option for single phase
- Towable options



Quick Tow Pivot Point



Small field 3-point hitch pivot point



4-Wheel E-Z Tow 5000 series option

# Valley Benders – Irrigate additional acres



The Valley Bender30 and Bender160 options increase the number of acres a grower can irrigate at a low cost. With the ability to bend any drive unit at 30-degree and 160-degree angles, a grower can easily wrap a tree line, feed lot, or avoid other obstacles in the field to allow for maximum irrigated acres.

## Benefits include:

- Pick up additional acres on part circle machines at a low cost
- Multiple bends per machine are allowed
- Optional water shut off valves shut off the water to the stopped spans while bending
- Valley exclusive speed up timer improves water application performance while bending
- Kit includes one barricade
- Integrated backup safeties prevent the machine from over extension and ensures return to normal operation after bending

## Bender30

- Easy retro fit - no structural changes required
- Bends up to 30 degrees in either or both directions
- Available for all ball and socket pipe except 10"

## Bender160

- Utilizes custom pipes and swivel
- Bends up to 160 degrees in either or both directions
- Available on 6" or 6 5/8" ball and socket pipe

PATENT  
PENDING





# Single Span Engine Drive – No electricity needed



This is the ideal option for irrigating small fields up to 6 acres wherever electric power is not readily available. All sprinkler packages are available to deliver efficient water applications with low water pressure providing significant energy, labor, and water savings.

Benefits include:

- Towable pivot points can add versatility to easily irrigate multiple fields, reducing your equipment cost per acre
- The high-speed drive decreases minimum rotation time by up to 50% over normal pivot operation
- Drive belt positioning allows forward and reverse operation
- Retrofit package available for all brands of pivots



The 5.5 HP Honda engine drive provides a cost effective mechanized irrigation option.

Additional options
• 20 gallon fuel tank – provides up to 100 hours of operation without refueling.
• Tachometer/Hour Meter – provides engine speed monitoring for accurate water application. Records operating hours for management decisions.
• Pivot Points – 6 5/8", 8", 8 5/8", 2 Wheel E-Z Tow, 4 Wheel E-Z Tow.

Model 8000 span length in feet. Pipe diameter 6 5/8"
115.1
135.2
140.0
160.0
180.0
184.8
186.7
204.9
225.0
Engine drive can be used with all Valley and competitive spans

Overhang lengths (ft)
9.0
18.1
27.4
36.2
54.8
63.3
82.3

# Fixed Pivot Points



6 5/8" Pivot Point

- Full set of braces on all four sides for strength and stability
- Optional pivot flex available for rolling ground applications
- Corrosion-resistant sleeve rotates smoothly within riser seal
- Triple-lip Teflon impregnated seal for leak-free operation
- Optional access ladder makes it easy to lubricate swivel and make mechanical position control adjustments
- Fits competitor pads (except for 10" pivot point)

## Size Options

### 6 5/8" Pivot Point

- Designed for pivots up to 8 spans or 1500' long
- Used with 6" and 6 5/8" diameter spans
- 6 5/8" riser pipe to match span diameter
- Low profile (9') and standard profile (10.7') heights available
- Fits competitive pads



8 5/8" Pivot Point

### 8" Pivot Point

- Designed for pivots up to 1500' long
- Used with 6" and 6 5/8" diameter spans
- 8" riser pipe for reduced pressure loss at higher water flows
- Low profile (9.2'), standard profile (12.3'), or high profile (15.5') heights
- Optional ladder for easy servicing
- Heavy-duty legs available for rough ground applications
- Skid tow option available for towing pivot from one field to another
- Fits competitive pads

### 8 5/8" Pivot Point

- Designed for pivots up to 2800' long
- Used with 6", 6 5/8", and 8 5/8" diameter spans
- Heavy-duty legs are standard
- 8 5/8" riser pipe for reduced pressure loss at higher water flows
- Fits competitive pads
- Optional stainless steel riser pipe for corrosive water
- Low profile (9.2'), standard profile (12.3'), or high profile (15.5') heights
- Optional ladder for easy servicing
- Skid tow option available for towing pivot from one field to another



10" Pivot Point

### 10" Pivot Point

- Designed for pivots up to 2800' long
- Used with 8 5/8" and 10" diameter spans
- Heavy-duty legs are standard
- Extended bearing length for longer life
- Can irrigate 560 acres
- Service platform is standard
- Optional stainless steel riser pipe for corrosive water
- 10" riser pipe for reduced pressure loss at higher water flow
- Pivot flex is standard
- Optional ladder for easy servicing



# Towable Pivots



4-Wheel E-Z Tow 6 5/8" Pivot Point (168, 3 mm)



2-Wheel E-Z Tow



4-Wheel E-Z Tow 8 5/8" Pivot Point (219, 1 mm)



Skid Pivot

Use a built-to-take-it Valley towable unit to irrigate two, three, or more fields and reduce your installed cost per acre.

- Each machine can be towed from one field to another in less than an hour
- Choose from an on-board engine generator or public power supply
- All Valley towable pivots can use any of our control panel options, including the Pro2 or Select2
- Set a stop-in slot so the pivot will stop at a predetermined location

#### 4-Wheel E-Z Tow 8 5/8" (219,1 mm)

- Handles a wide range of field sizes with pivot length to 1500'
- Fixed wheel, or swivel option, easily rotates to tow in any direction
- Tongue hitch for quick, secure hook-up with no cables
- Position on concrete pad to use optional earth anchors

#### 4-Wheel E-Z Tow 6 5/8" (168,3 mm)

- Handles a wide range of field sizes with pivot length to 1000'

#### 2-Wheel E-Z Tow

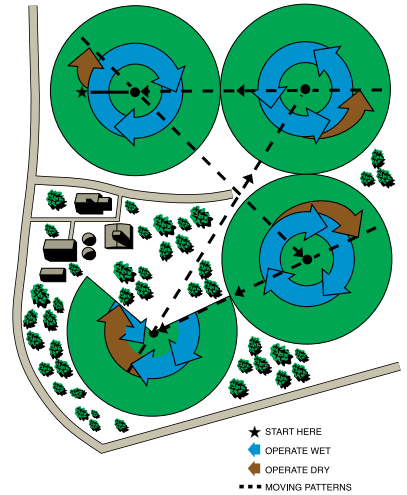
- Ideal for part-circle fields or multi-directional towing situations
- Handles a wide range of field sizes with pivot length to 1500'
- Tongue hitch design

#### Skid Pivot

- Low-cost option best for infrequent towing
- Handles even the longest towable units
- Not available with 6 5/8" pivot point

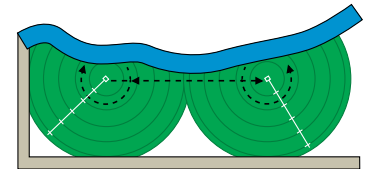
Ask Bevattningsteknik to show you how a Valley towable can irrigate your crops easily and economically versus other methods.

## Field Applications



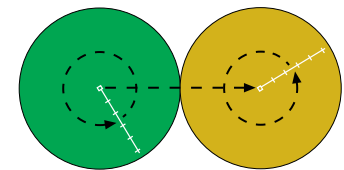
#### 4 field towable

Only recommended for small fields with minimal watering needs

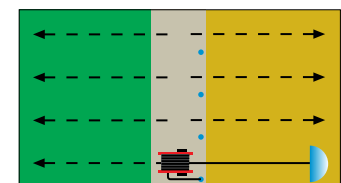


#### Wiper field

For use when a complete circle is not practical



Valley<sup>®</sup> Towable—2 moves



Traveller—8 moves

#### Valley vs. Traveller

2 moves on full circle  
Traveller requires 8 moves

# Available Options



(A)

As part of Valley Controls, the following options are available to help you customize your irrigation equipment to meet your specific needs.

**(A) End of Field Stop and/or End of Field Auto Reverse**

Either stop or reverse your machine precisely. Required for part circle operation. Both post and skid barricade styles are available.

**Auxiliary Control**

Factory-installed switches and hardware can control injection pumps or other auxiliary electrical devices.

**End Gun Test Switch**

Allows you to check end gun operation (Pro2 and Select2).

**End Gun Control**

Control your end gun operation from the pivot. A switch package mounted on the pivot is available for mechanical panels. The Pro2 and Select2 panels have it incorporated into the panel.

**Position Control Choices**

Lets you set and control position functions such as stop-in-slot and end gun.



(B)

**(B) Modified Alignment**

Provides additional alignment sensitivity for your machine. Recommended for units 1,500 to 2,000 feet (457-610 m) long.

**Resolver Positioning**

- Positioned on the pivot point
- Works with Select2 and Pro2 panels

**GPS Positioning**

- Receiver positioned on the last regular drive unit
- Works with TouchPro, Pro2, and Select2 GPS Ready control panels
- Existing machines can be upgraded to this option




(C)

**(C) Remote Panel Mount**

Locate your panel where it is most convenient.

**High-Voltage Surge Protection**

Provides additional protection from power surges (standard with Pro2 and Select2 modules).



(D)

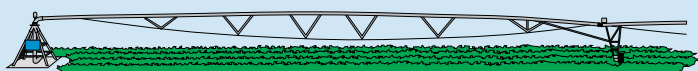
**(D) Pipe Options**

Pipe material choices available include galvanized, weathering steel, and PolySpan.

**Running Light**

Indicates that your pivot is operating. Choice of 100-watt rough service bulb or flashing strobe.

## Structure Options for Different Crop Heights

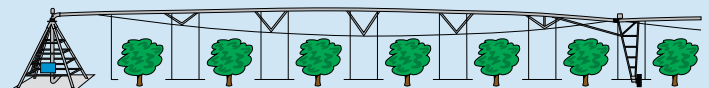


**Standard Profile Drive Units**

- Clearance: 9' 4" – 10' 0"

**Low-Profile Drive Units**

- When standard clearances are not required
- Low-Profile clearance: 6' 2" – 6' 5"



**High-Profile and Ultra-High Profile Drive Units**

- Provide increased crop clearance
- High-Profile clearance: 13' 0" – 13' 3"
- Ultra-High Profile clearance: 16' 3" – 16' 6"



# Center Pivot Application Guide

	5000 series	7000 series	8000 series
<b>Specifications</b>			
Pivot Point	6 5/8", Small Field	6 5/8" and 8"	6 5/8", 8", 8 5/8", 10"
Towable Pivot Point	3 Point Hitch, 2-Wheel E-Z Tow, 4-Wheel E-Z Tow	Not Available	2-Wheel E-Z Tow, 4-Wheel E-Z Tow, Skid Tow
Maximum Towing Length	660'	N/A	2800'
Pipe Diameters	5"	6", 6 5/8"	6", 6 5/8", 8 5/8", 10"
Span Lengths	112.5', 135', 157.5', 180', 202.5'	115', 135', 140', 160', 180', 185', 187', 205'	115', 135', 140', 160', 180', 185', 187', 205', 225'
Overhang Lengths	19.2', 28.5', 37.7', 55.9'	9', 18', 27', 36', 54', 64', 82', 100'	Same as 7000 series
Booster Pump Option	1 HP for single phase, 2 HP	2 HP and 5 HP	2 HP, 5 HP, and 7.5 HP
Available Tire Sizes	11.2 x 24", 11R x 22.5", 11R x 24.5", 14.9 x 24"	Same as 5000 series plus 16.9 X 24", 11.2 x 38", 18.4 x 26"	Same as 7000 series
157.5' Span Weight (lbs) - Wet	4400	5900 (6 5/8" - 160')	6200 (6 5/8" - 160')
180' Span Weight (lbs) - Wet	4900	6400 (6 5/8" - 180')	6800 (6 5/8" - 180')
202.5' Span Weight (lbs) - Wet	5400	Not Available	7500 (6 5/8" - 205')
Truss Rods	5/8"	11/16"	3/4", 13/16", 7/8"
Truss Angle	2 X 2 X 1/8"	2 X 2 X 1/8"	2 X 2 X 3/16"
Drive Leg	3 X 3 X 3/16"	3 X 3 X 3/16"	3 X 3 X 1/4"
Span Connection	Internal Connection	Ball & Socket	Ball & Socket
Corner Span Available	Not Available	Yes	Yes
Engine Generator	Yes, 480v	Yes - 480v	Yes, 480v
Floatation Options	Not Available	3-Wheel Drive	3-Wheel Drive, Articulating 4-Wheel Drive, Track Drive, Articulating Track Drive, agri-TRAC, RAAFT Track
Profile	Low & Standard	Low & Standard	Low, Standard, High, & Ultra High
Maximum Machine Length	820'	1500'	2800'
Drive Train	VS -7000	VS -7000 & Valley	Valley & Valley HD
Single Phase	Yes / 220	Not Available	Not Available
Bender30/160	no	yes	yes

# Rely on Bevattningsteknik

Responsive service with factory-trained technicians is how Valley minimizes equipment downtime. Also Bevattningsteknik are equipped with product training as well as knowledge of irrigation and local agricultural practices. And, Valley offers the most comprehensive warranty in the industry.



## Span Cable Repair Kit

If vandalism to your span cable occurs, Bevattningsteknik can provide a Span Cable Repair Kit so you can repair the cable where the cut has occurred instead of replacing the entire span cable. Kits are available for all Valley span pipe diameters.

Kit Includes: Junction tower box, Strain relief connector, Two bolt half clamps and hardware.



Varalöv 262 96 Ängelholm  
[www.bevattningsteknik.se](http://www.bevattningsteknik.se)  
0431-222 90